



## LEDI® PILOT box

LEDI® PILOT box is an Ethernet-connected programmer.  
It is configurable and monitored via Ethernet network, equipped with relays for bells, lighting...



### Functionalities

- Automatic time setting at power-up (depending on NTP configuration)
- Automatic Daylight Saving Time Switching
- Programming of switch time via calendar

### Supervision

- Communication via Ethernet, easy configuration on web page
- Supporting SNMP V1, V2.c and V3.

### Security

- Backup of time information by lithium battery
- Configuration backup file on flash memory
- Functionality via Ethernet is encrypted and/or can be disable

### Specifications

<b>Power supply</b>	PoE (Power over Ethernet) 100-240 VAC – 50/60Hz (with injector*)
<b>Certifications</b>	CE, EN 60950 (safety), EN 55022 (EMC Transmission), EN 55024 (EMC immunity)
<b>Maximum Consumption</b>	2.5 W + 0.2 W per closed relay
<b>IP</b>	IP40
<b>MTBF</b>	40 000 h
<b>MTRR</b>	5 mn
<b>Weight</b>	0.6 kg
<b>Dimensions</b>	220x144x47 mm (LxHxD) Corresponds to 12U DIN in a rack
<b>Casing</b>	Aluminium
<b>Display</b>	LED operation indicator
<b>Operating temperature</b>	0° to 50°C
<b>Storage temperature</b>	-20° to 70°C
<b>GT pilot box software</b>	Windows OS

\*to be ordered separately

### Key Features

- **Configuration** of programmer and time setting **via web page**
- **Compact size**
- **Easy** programming of relays with the **GT Pilot Box Software (Windows OS)**
- Management of **exceptions**, switch function ON/OFF or Pulse
- Programming of **LEDI® Pilot box** by group (dozen of boxes controlled from one PC equipped with GT Pilot Box software)
- **Pulse** mode for relay triggering: starting from **1 second**
- Number of events **per relay**: a few hundred excluding recurrence
- **Supervision** via SNMP v1, v2c, v3
- Secured programs by configuration **backup file** on **flash memory**

### Synchronization input

- NTP v4 via Ethernet 10/100Base T (RJ45 port)

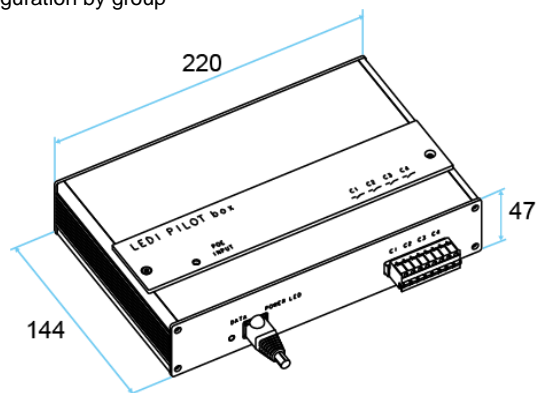
### Power supply

- PoE (Power over Ethernet)
- Optional: PoE injector for 100-240VAC power input via PoE

### Programmer

LEDI® PILOT box allows **scheduling** of **public holidays and vacations**, it operates on "Pulse" mode or "ON/OFF" mode

- Management by Calendar (GT Pilot box software)
- Remote configuration and Time setting via Ethernet
- 4 independant relays, voltage-free output, breaking capacity 250 Volts 8A
- Configuration by group



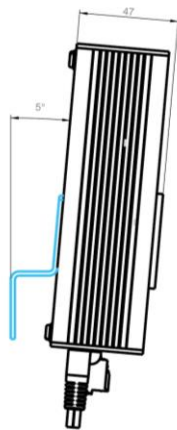
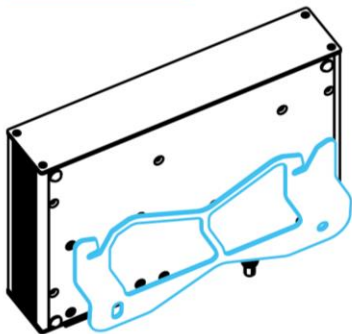
# LEDI® PILOT box

LEDI PILOT box		ITEM CODE
NTP input Power over Ethernet (PoE) Standalone Aluminum Case 4 relay outputs 250V/8A 2Kw	<input type="checkbox"/>	92234
ACCESSORIES		
PoE Injector – 1 power input 100VAC-240VAC	<input type="checkbox"/>	92234-I
Wall mount plate	<input type="checkbox"/>	92234-M
Rail DIN mount plate	<input type="checkbox"/>	92234-R

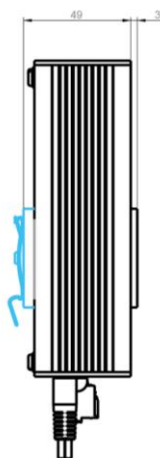
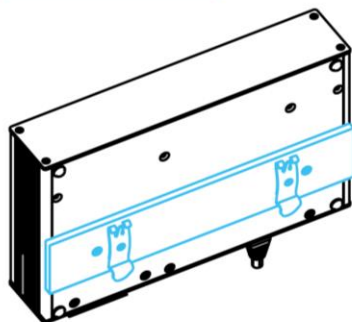
## PoE INJECTOR



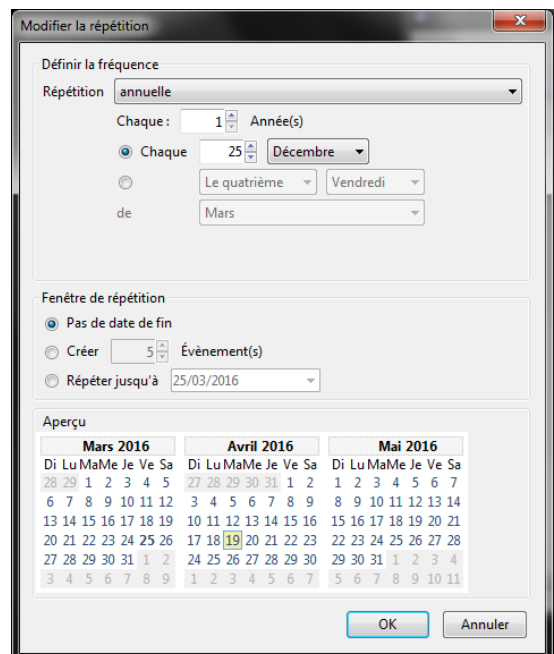
## WALL MOUNTING



## RAIL DIN MOUNTING



## GT Pilot box Software



Note: The location of the LEDI® PILOT box corresponds to 12 modules in an electrical cabinet